

**UNITED STATES
SECURITIES AND EXCHANGE COMMISSION
Washington, D.C. 20549**

SCHEDULE 14A INFORMATION

**Proxy Statement Pursuant to Section 14(a) of the
Securities Exchange Act of 1934
(Amendment No.)**

Filed by the Registrant Filed by a Party other than the Registrant

Check the appropriate box:

- Preliminary Proxy Statement
- Confidential, for Use of the Commission Only (as permitted by Rule 14a-6(e)(2))**
- Definitive Proxy Statement
- Definitive Additional Materials
- Soliciting Material Pursuant to §240.14a-12

VULCAN MATERIALS COMPANY

(Name of Registrant as Specified in its Charter)

MARTIN MARIETTA MATERIALS, INC.
(Name of Person(s) Filing Proxy Statement, if other than the Registrant)

Payment of Filing Fee (Check the appropriate box):

- No fee required.
- Fee computed on table below per Exchange Act Rules 14a-6(i)(1) and 0-11.

(1) Title of each class of securities to which transaction applies:

(2) Aggregate number of securities to which transaction applies:

(3) Per unit price or other underlying value of transaction computed pursuant to Exchange Act Rule 0-11 (set forth the amount on which the filing fee is calculated and state how it was determined):

(4) Proposed maximum aggregate value of transaction:

(5) Total fee paid:

Fee paid previously with preliminary materials.

Check box if any part of the fee is offset as provided by Exchange Act Rule 0-11(a)(2) and identify the filing for which the offsetting fee was paid previously. Identify the previous filing by registration statement number, or the Form or Schedule and the date of its filing.

(1) Amount Previously Paid:

(2) Form, Schedule or Registration Statement No.:

(3) Filing Party:

(4) Date Filed:



Martin Marietta Materials



Update on Martin Marietta Materials' Proposed Combination with Vulcan Materials

May 1, 2012

Rock Solid Fundamentals.
Positioned for the Long Term.



Introduction: Martin Marietta Continues to Outperform Vulcan

Martin Marietta's net sales is growing at a faster rate than Vulcan's...

...and generating stronger margins

- Vulcan's earnings announcement focused on promises for future performance but did not provide a substantive update on their recently announced Profit Enhancement Plan and Planned Asset Sales
- When asked, Vulcan did not quantify savings in Q1 associated with their recently announced Profit Enhancement Plan
- Vulcan still did not provide detail on which assets are included in their Planned Asset Sales and expected timing

	Vulcan Q1 2012 Results	Martin Marietta Q1 2012 Results
YoY Net Sales Growth	✗ 9.5%	✓ 12.5% ¹
Aggregates YoY Price Growth	✗ (0.8%)	✓ 2.8%
Aggregates YoY Shipments Growth	✓ 10%	✓ 10%
Gross Margin	✗ 4.4%	✓ 6.8%
Adj. EBITDA Margin 2	✗ 8.5%	✓ 10.0%
SG&A % of Net Sales 3	✗ 13.0%	✓ 9.4%
2012 Aggregates Outlook	✗ Volume growth: 2% - 4% ✗ Price growth: 1% - 3%	✓ Volume growth: 4% - 5% ✓ Price growth: 2% - 4%
	Non-aggregates ⁴	Specialty Products ⁴
Other Results	✗ Negative gross margin	✓ Quarterly record for net sales and earnings from operations ✓ 37.5% gross margin

Note 1: YoY Net Sales growth reflects Heritage Aggregates business. Inclusive of acquisitions, the YoY Net Sales growth is 20.6%.

Note 2: Please see EBITDA reconciliation in appendix.

Note 3: SG&A not adjusted for R&D expense, as item not disclosed in Vulcan's Q1 2012 press release.

Note 4: Vulcan's non-aggregates segment includes concrete, asphalt and cement. Martin Marietta's Specialty Products segment includes the magnesia-based chemicals and dolomitic lime businesses.

Source: Company filings



Summary

Vulcan Shareholders Should Show Their Support for Martin Marietta's Compelling Offer

Martin Marietta believes that:

- There is undeniable strategic logic in the combination of Martin Marietta and Vulcan
- Vulcan's claims of undervaluation ignore the fact that Vulcan shareholders are not cashing out, but rather maintaining ~58% ownership in a stronger entity
- Vulcan continues to mask underperformance and value destruction while refusing to accept Martin Marietta's invitation to engage in discussions
- Vulcan shareholders have an opportunity to send a strong message to their Board
 - Elect Martin Marietta's independent nominees to the Vulcan Board
 - Communicate support for the transaction to fellow shareholders

Martin Marietta's Proposal is a 100% Stock-for-Stock Combination, With Vulcan Shareholders Retaining ~58% Ownership

Vulcan's statements about value for its shareholders fundamentally mischaracterize Martin Marietta's proposal, ignoring the shared upside of a stock-for-stock combination

The offer:

- Does not undervalue Vulcan; it provides an immediate premium to the unaffected price and values Vulcan at a 2012 EBITDA multiple of 16.7x while Martin Marietta is trading at 12.7x¹
- Does not exploit cyclical lows; Vulcan's share price already reflects expected recovery given current trading multiple and offer at a fixed exchange ratio
- Enhances Vulcan shareholder value through synergies and shared upside in a tax-free combination

	Cash Acquisition	Martin Marietta's Proposed Stock-for-Stock Combination
Consideration	Cash	Stock
Leverage	Burden increases for buyer	No incremental leverage related to financing of transaction
Synergies	Accrue to buyer only	Realized and shared
Timing	Opportunistic timing is critical	Less important as parties ride economic cycle together
Premium	Typically higher than transactions with stock or mixed consideration	Meaningful premium to the unaffected price
Future Upside	Seller does not participate in future upside	Shared by both parties

Note 1: Vulcan implied TEV/2012E EBITDA based on 0.50 of a Martin Marietta share of common stock for each Vulcan share of common stock (as of 4/27/2012). EBITDA projections based on Thomson median consensus estimates as of 4/27/2012.

We Agree With Vulcan's Assertion that "It All Comes Down to Value" ¹...

Aggregates Leader	<ul style="list-style-type: none"> Combination creates a "world-class" U.S.-based aggregates leader <ul style="list-style-type: none"> Significantly increased scale Complementary geographic footprint Outstanding combined asset base, including 28 billion tons of mineral reserves
Participation in the Recovery	<ul style="list-style-type: none"> Participation in the eventual cyclical recovery through ~58% continuing ownership in the combined company
Synergies	<ul style="list-style-type: none"> \$200 –250 million expected annual cost synergies²
Meaningful Dividend	<ul style="list-style-type: none"> Immediate meaningful dividend restoration (20x improvement over the current Vulcan dividend)
Strong Balance Sheet	<ul style="list-style-type: none"> Immediately "de-risked" balance sheet and improved access to and credibility with capital markets
Best-in-Class Management	<ul style="list-style-type: none"> Continued focus on operational excellence

Shareholders stand to benefit immediately from the powerful combination

Note 1: Source: Vulcan's "The Vulcan Value Proposition", March 2012.

Note 2: Martin Marietta continues to believe that it can achieve \$200 to \$250 million of annual cost synergies as a result of the combination. With respect to the purported savings programs announced by Vulcan since December 12, 2011, Martin Marietta believes that Vulcan's programs will be far from fully effective, at best, for several years, and not necessarily sustainable, although they may result in some level of cost reductions during this period. Martin Marietta's belief is based on Martin Marietta's understanding of the design and attempted implementation to date of Vulcan's programs and Martin Marietta's experience in implementing its own fully operational management reporting system. Moreover, Martin Marietta believes that Vulcan's senior management lacks demonstrated capability and discipline to be credible to deliver Vulcan's "hope plan" on a standalone basis, leaving Vulcan shareholders exposed to substantial execution risk. Actual synergies will be based on future performance, as to which there can be no assurance.

...But Management Credibility is Essential

Martin Marietta believes that:

Vulcan has masked underperformance and value destruction:

- Relied on flawed operating comparisons
- Mischaracterized the historical performance of its businesses

Vulcan continues to use “smokescreen” tactics to impede a transaction:

- Ignored its own elevated trading multiple, which Martin Marietta believes already reflects the potential benefits of an eventual economic recovery
- Set unrealistic expectations for the relative timing and extent of Vulcan's recovery
- Created vague “hope plans” as a response to Martin Marietta’s proposal
- Disregarded Vulcan’s 26% stock price increase (approximately \$1.1 billion in equity value) since 12/9/2011, which appears to have been driven by Martin Marietta’s proposal¹

Note 1: Equity value reflects change from 12/9/2011 to 4/27/2012.
Source: Company filings, Capital IQ

Can You Trust Today's Vulcan to Make the Right Transaction Decision?

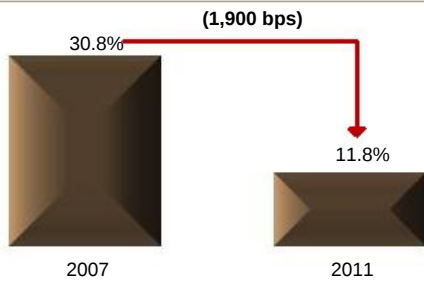
	Acquisition of Florida Rock in 2007	Martin Marietta's Proposal
Vulcan's View	<p><i>"The combined company will have enhanced earnings growth and a strong cash flow profile to reduce debt while maintaining Vulcan Materials' historical dividend practices ..."</i></p> <p><i>(Vulcan Press Release, 2/19/2007)</i></p>	<p><i>"We do not believe that Martin Marietta's offer reflects the intrinsic value of Vulcan's assets or would create value for our shareholders"</i></p> <p><i>(Vulcan Q1 2012 Earnings Conference Call)</i></p>
Value Impact	<p>✗ Destroyed \$4.3B of the combined company's shareholder value ¹</p>	<p>✓ Expected to create ~\$1.8B-\$2.2B of incremental value for the combined company ²</p>
Transaction Structure	<p>✗ Essentially a cash out transaction (~70% cash) with minimal interest in ongoing entity</p>	<p>✓ Continuing participation in market recovery (~58% ownership) through all-stock merger</p>
Leverage	<p>✗ \$3.2B of additional debt that ultimately led to near elimination of the dividend</p>	<p>✓ Immediate deleveraging for Vulcan from 7.4x to 4.0x-4.3x with immediate restoration of meaningful dividend ³</p>

Vulcan shareholders deserve the opportunity to participate in Martin Marietta's value-enhancing proposal

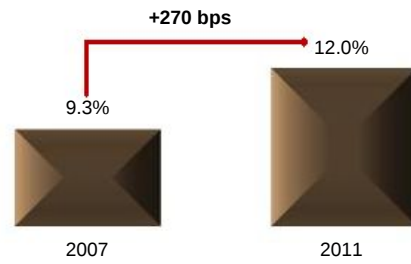
Note 1: Reflects change in market capitalization of Vulcan between 12/31/2007 and 12/9/2011.
 Note 2: Assumes \$200 - \$250M annual synergies at estimated cycle-average EBITDA multiple of 10x, less one-time costs to achieve synergies equal to one times fully achieved annual synergies. Excludes divestitures.
 Note 3: Assumes annual synergies of \$200 - \$250M, attributable to cost savings related to SG&A, duplicative operating functions, and purchasing economies of scale. Excludes divestitures. Please refer to note 2 on page 6.
 Source: Company filings

Vulcan's Underperformance Provides Little Evidence that Vulcan Management Can Deliver on its "Hope Plans"

Vulcan Gross Profit (% of Net Sales)



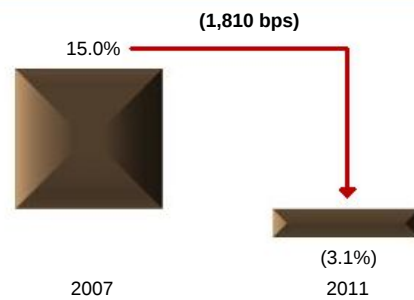
Vulcan Adj. SG&A (% of Net Sales)¹



Vulcan Adj. EBIT (% of Net Sales)²



Vulcan Net Income (% of Net Sales)³



Note 1: Vulcan's SG&A excludes R&D for comparative purposes. Please see SG&A reconciliation in the appendix.

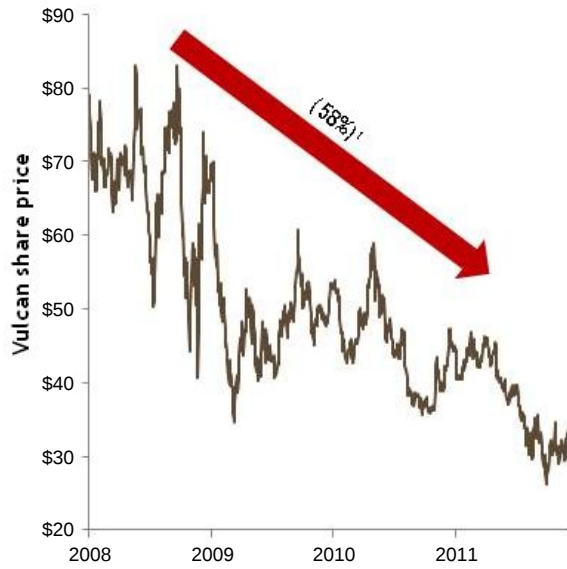
Note 2: Please see EBIT reconciliation in the appendix.

Note 3: Reflects net income from continuing operations.

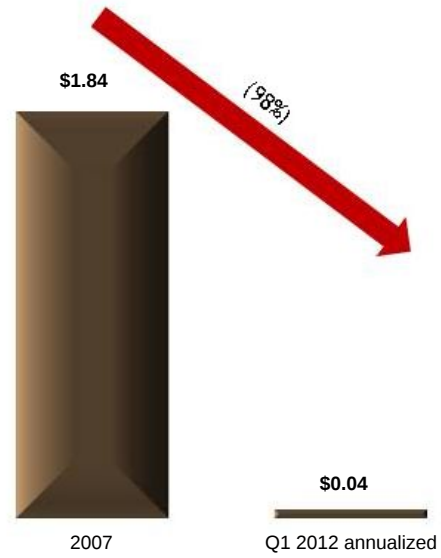
Source: Company filings

Vulcan's Underperformance Has Destroyed Significant Shareholder Value

Vulcan Share Price Performance¹

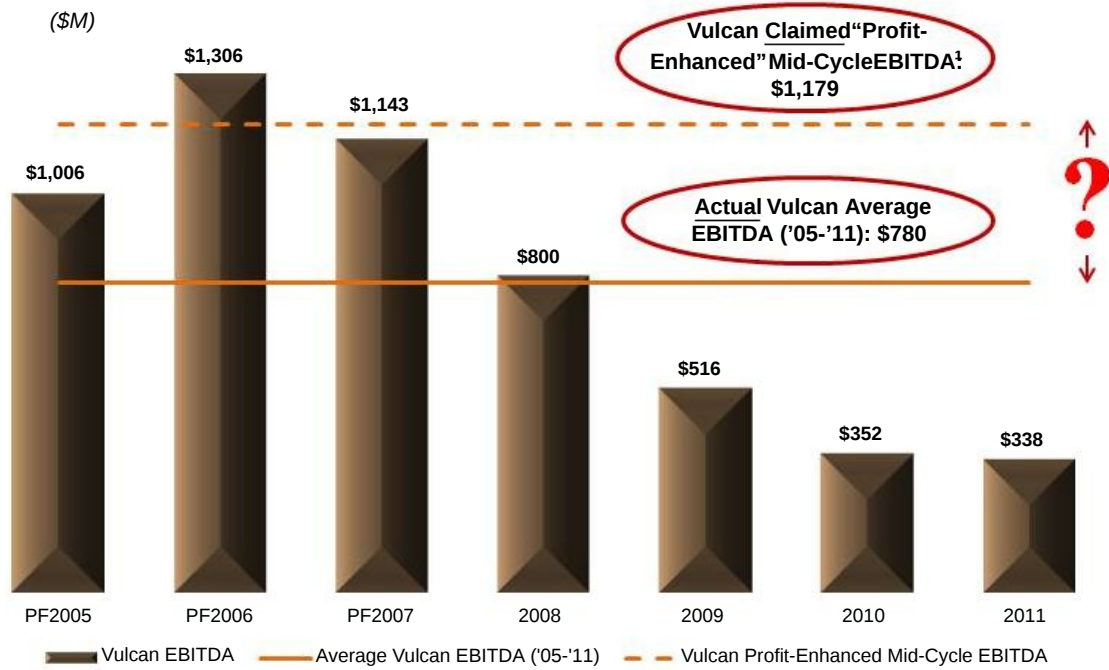


Vulcan Dividend Level (\$/share)



Note 1: Vulcan's share price performance for the period 12/31/2007 -12/9/2011.
Source: Company filings, Capital IQ

Vulcan's Valuation Analysis Appears to be Based on Flawed Assumptions Regarding its Recovery

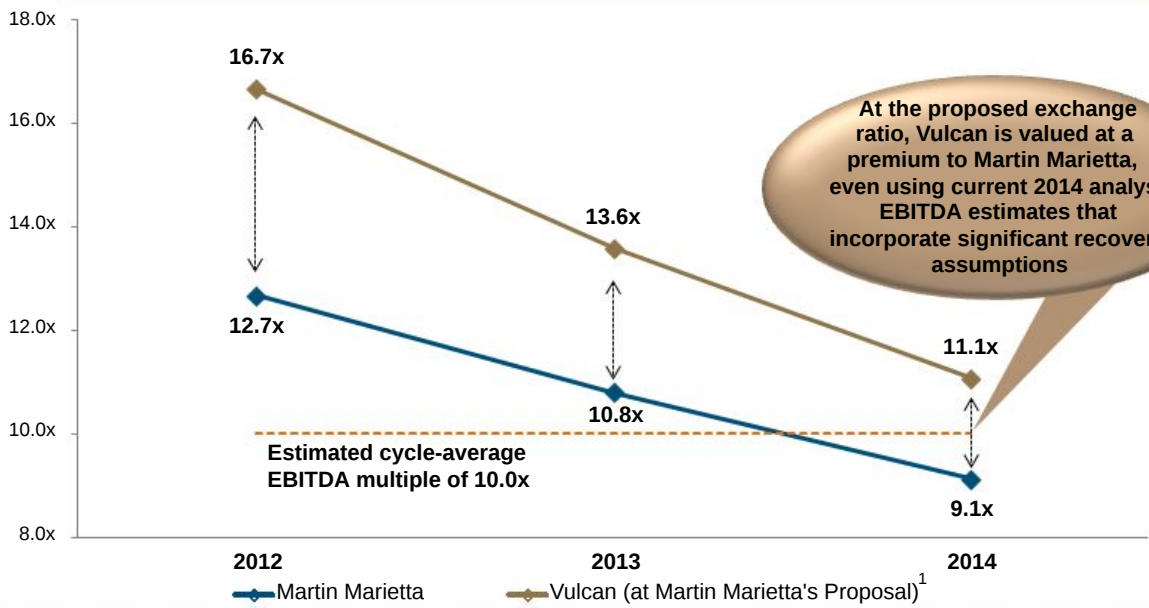


Vulcan cited a mid-cycle EBITDA 50% higher than Vulcan's historical average

Note: Please see EBITDA reconciliation in appendix. 2005-2007 pro forma for the acquisition of Florida Rock.
 Note 1: Source: Vulcan's "The Vulcan Value Proposition", March 2012.
 Source: Company filings

Martin Marietta's Proposal, as Reflected in Vulcan's TEV/EBITDA Multiple, Already Incorporates Analysts' Views of the Eventual Cyclical Recovery And Future Performance

Total Enterprise Value / EBITDA Multiple ¹



Martin Marietta's proposal provides a significant, real premium to Vulcan shareholders; Vulcan's contrary claim is demonstrably wrong

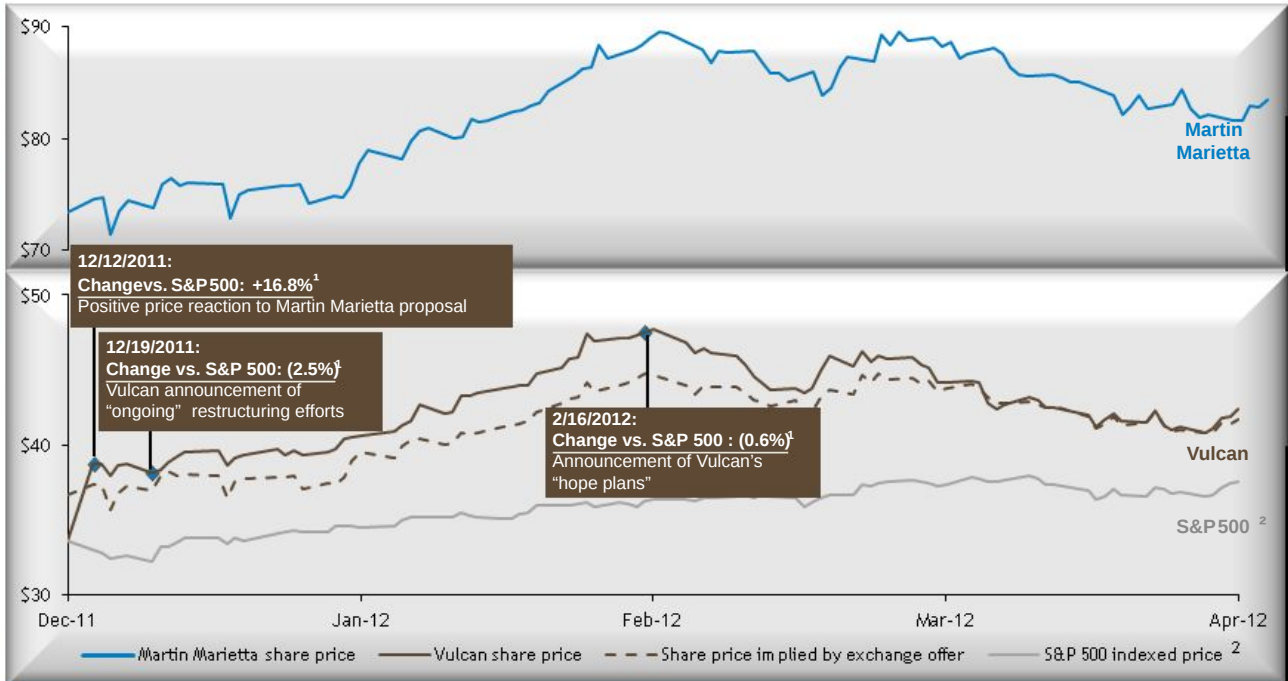
Note: Market data as of 4/27/2012.

Note 1: Vulcan TEV implied based on current proposed exchange ratio of 0.50 of a Martin Marietta share of common stock for each Vulcan share of common stock. EBITDA projections based on Thomson median consensus estimates as of 4/27/2012.

Source: Company filings, ThomsonOne

Martin Marietta's Proposal, and Not the Profit Enhancement Plan, Appears to Have Driven Up Vulcan's Stock Price

Stock Price Performance Since 12/9/2011

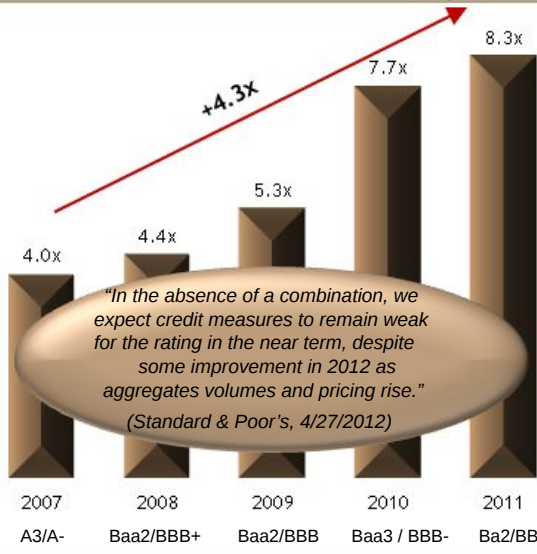


Following an increase of ~17% upon announcement of the proposal, Vulcan's share price has traded in line with Martin Marietta's ¹

Note: Market data as of 4/27/2012.
 Note 1: Vulcan share price performance equals Vulcan 1-day change less S&P 500 1-day change.
 Note 2: S&P price indexed to Vulcan share price as of 12/9/2011.
 Source: Company filings, Capital IQ

Through a Combination, Vulcan Shareholders Would Realize Immediate Balance Sheet Improvement...

Vulcan Standalone Leverage¹



Combined Financials

3/31/2012 (\$M)	MARTIN MARIETTA	VULCAN	Combined ²
Debt	\$1,135	\$2,814	\$3,949
LTM Adj. EBITDA ³	\$349	\$379	\$928-\$978 ⁴
Total Debt/ LTM Adj. EBITDA ³	3.3x	7.4x	4.3x - 4.0x ⁴

Vulcan claims that it will de-risk its balance sheet "as EBITDA grows" but ignores the time needed for Vulcan to achieve a reasonable leverage ratio on a standalone basis and the opportunity cost and risk of an extended achievement period

Note 1: Leverage defined as total debt / LTM adjusted EBITDA. Please see EBITDA reconciliation in the appendix.

Note 2: Combined financials exclude fees and expenses associated with the proposed combination.

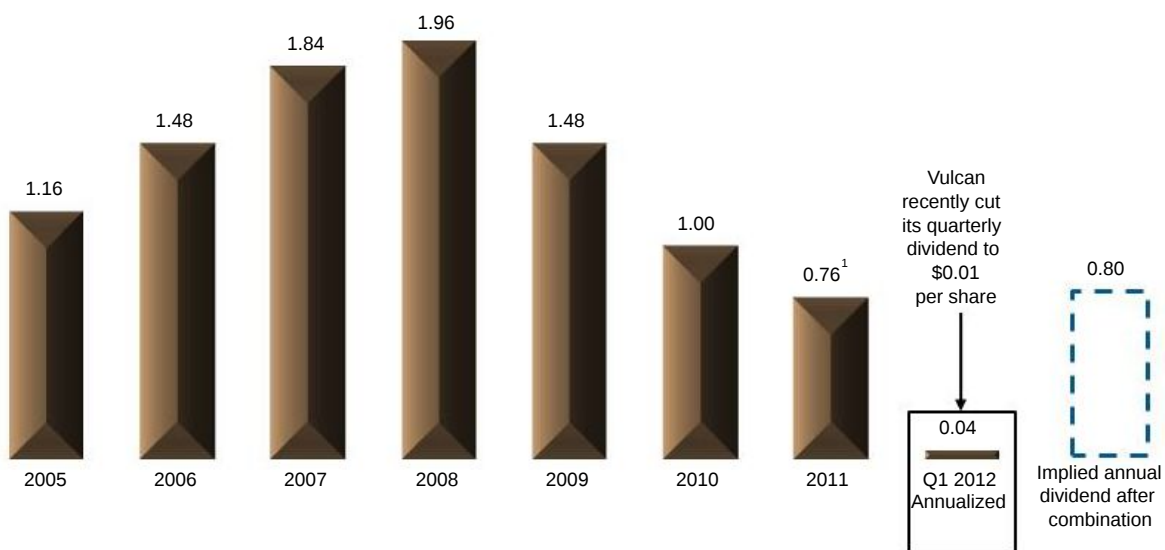
Note 3: Please see EBITDA reconciliation in the appendix.

Note 4: Assumes annual synergies of \$200 - \$250 million, attributable to cost savings related to SG&A, duplicative operating functions, and purchasing economies of scale. Excludes divestitures. Please refer to note 2 on page 6.

Source: Company filings

...And an Immediate Return to a Meaningful Dividend

Vulcan Dividend Per Share (\$)



The dramatic 3-year decline in Vulcan's dividend does not inspire confidence in its stated "commitment to restore a competitive dividend when prudent to do so"²

Note 1: Reflects Vulcan's October 14, 2011 announcement to cut its quarterly dividend to \$0.01.
Note 2: Source: Vulcan's "The Vulcan Value Proposition", March 2012.
Source: Company filings

Vulcan Shareholders Should Send a Strong Message to Their Board

1) Elect Martin Marietta's independent nominees to the Vulcan Board

- Martin Marietta has nominated four highly qualified independent director nominees to replace the four incumbent Vulcan directors seeking re-election
- Nominees are independent and have no affiliation with Martin Marietta or Vulcan
- Nominees will bring a fresh perspective - including an open mind - to the Vulcan Boardroom on whether Vulcan should engage with Martin Marietta on its business combination

2) Don't wait – promptly and publicly communicate support for the transaction to:

- The Vulcan Board
- Your fellow shareholders

Vulcan shareholders should support the transaction by voting for the four independent director candidates nominated by Martin Marietta



Addressing Vulcan's Most Recent Mischaracterizations

Vulcan's Tactics Are a Smokescreen to Impede the Proposed Transaction

In its March 2012 presentation, "The Vulcan Value Proposition," Vulcan appears to have:

- 1 Asked its shareholders to believe in the Profit Enhancement Plan, and overlook the unfulfilled promises following the acquisition of Florida Rock
- 2 Refused to acknowledge that the divestiture plan that may be required as part of Martin Marietta's proposed business combination builds a stronger enterprise as opposed to Vulcan's asset sale plan which at best will reduce excessive leverage resulting from its Florida Rock transaction
- 3 Cherry-picked metrics for flawed performance comparisons
- 4 Ignored relevant profitability and operating metric comparisons

1

Vulcan Overpromised and Underdelivered Following the Florida Rock Acquisition

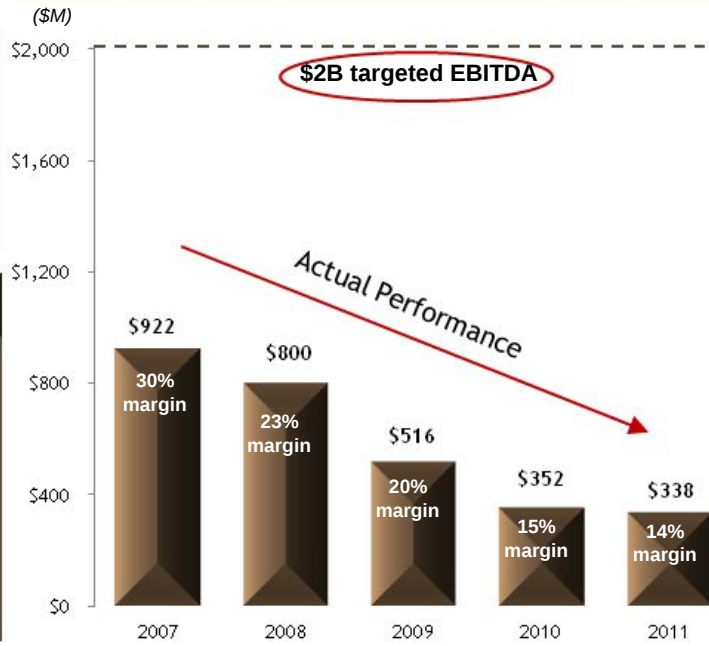
What Vulcan Said in 2007:

*"Anticipated average annual EBITDA of more than \$2 billion over the next 3 years, enabling rapid debt reduction."
(Vulcan Investor Presentation, February 20, 2007)*

What Vulcan Delivered Since 2007:

- EBITDA has fallen by 63% and is currently 17% of the \$2B goal
- Stated focus on cost reduction has yielded only a 9% reduction in SG&A costs¹ (excluding \$50M Florida Rock synergies)
- Failed to accomplish stated goals of de-levering the balance sheet and maintaining an investment grade rating

Adjusted EBITDA and % EBITDA Margin



Given Vulcan's lack of credibility, Martin Marietta believes shareholders should not trust Vulcan to deliver significant cost savings over its projected three year time horizon

Note 1: Compares Vulcan's EBITDA and SG&A for 2007 and 2011.
Source: Company filings

2 Potential Divestitures in the Business Combination Build a Stronger Enterprise, Versus Vulcan's Planned Asset Sales to Reduce Excessive leverage

Divestitures

- Discussions with the DOJ continue; optimistic that outstanding issues will be resolved in the next several weeks
- Numerous buyers have expressed interest in assets that may be divested

Vulcan's Planned Asset Sales

- Not the optimal strategy to reduce the excessive leverage from Vulcan's acquisition of Florida Rock
 - In order to achieve \$500M of asset sales, meaningful EBITDA generating assets may need to be divested, further extending the time required to reduce leverage
 - Vulcan is ignoring an opportunity to strengthen its balance sheet immediately and restore its dividend through a combination with Martin Marietta



Source: Vulcan's "The Vulcan Value Proposition", March 2012

3 Flawed Comparisons

VULCAN CLAIM



MARTIN MARIETTA'S POSITION

- Both companies well positioned to benefit from estimated long term demographic growth
- Weighted average estimated population growth of 16.3% for Martin Marietta and 14.8% for Vulcan ¹

VULCAN

Top States	% of 2011 Net Sales	2010 – 2020 Estimated Population Growth
California	21%	11.6%
Virginia	13%	9.9%
Texas	9%	19.2%
Florida	9%	22.4%
Georgia	7%	18.1%
Top 5 total ¹	59%	14.8%

MARTIN MARIETTA

Top States	% of 2011 Net Sales	2010 – 2020 Estimated Population Growth
Texas	19%	19.2%
North Carolina	17%	19.1%
Iowa	8%	3.3%
Georgia	8%	18.1%
South Carolina	5%	13.3%
Top 5 total ¹	57%	16.3%

Note 1: Top 5 states' population growth weighted by 2011 sales.
Source: Company filings, Moody's 2010 – 2020 population projections (April 2012)

3 Flawed Comparisons (continued)

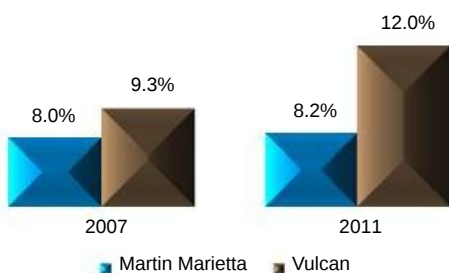
VULCAN CLAIM

~~Vulcan has reduced SG&A expense and headcount more than Martin Marietta during the cyclical downturn~~

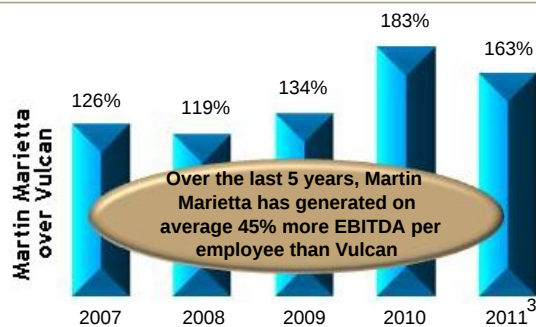
MARTIN MARIETTA'S POSITION

- For a meaningful comparison, SG&A should be evaluated as a percentage of sales rather than on an absolute basis
- Vulcan's EBITDA per employee has been significantly below Martin Marietta's

Adj. SG&A(% of Net Sales)



EBITDA Per Employee Comparison



Note 1: Vulcan's SG&A excludes R&D for comparative purposes. Please see SG&A reconciliation in the appendix.

Note 2: Martin Marietta EBITDA per employee divided by Vulcan EBITDA per employee.

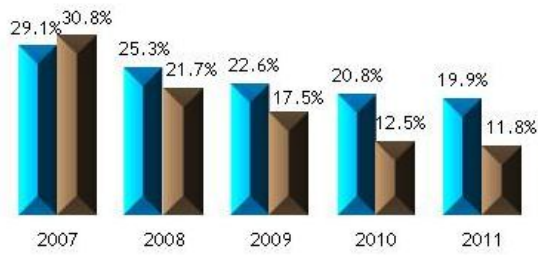
Note 3: 2011 headcount for Martin Marietta adjusted to exclude impact of asset swap transaction closed in December 2011, with a net impact of approximately 450 employees.

Source: Company filings

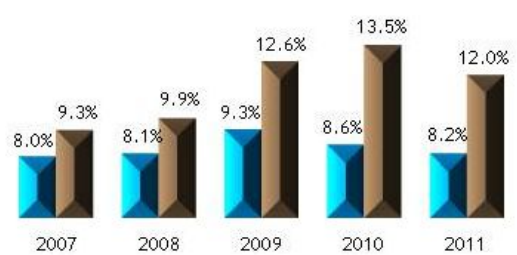
4

Relevant Metrics Show Martin Marietta has Clearly Outperformed Vulcan

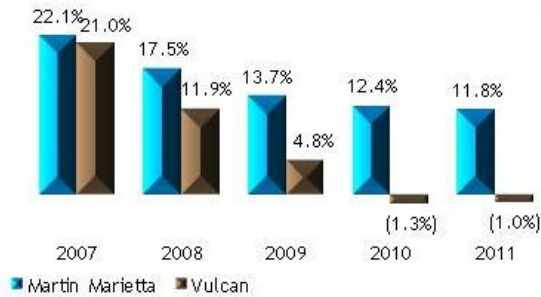
Gross Profit (% of Net Sales)



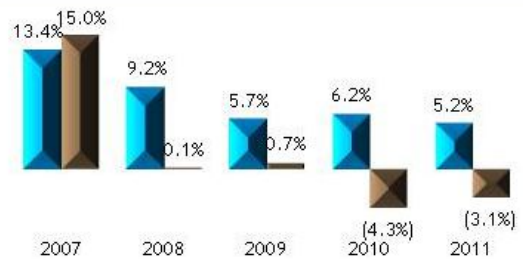
Adj. SG&A (% of Net Sales) ¹



Adj. EBIT (% of Net Sales) ²



Net Income (% of Net Sales) ³



■ Martin Marietta ■ Vulcan

Confronted with the same downturn in the construction market, Martin Marietta has outperformed Vulcan

Note 1: Vulcan's SG&A excludes R&D for comparative purposes. Please see SG&A reconciliation in the appendix.
 Note 2: Please see EBIT reconciliation in the appendix.
 Note 3: Reflects net income from continuing operations.
 Source: Company filings



Revisiting the Compelling Nature of the Proposal

Undeniable Strategic Logic for a Combination

Martin Marietta believes that a combination:

Aggregates Leader

- Creates a “world-class” U.S.-based aggregates leader
 - Significantly increased scale
 - Complementary geographic footprint
 - Outstanding combined asset base, including 28 billion tons of mineral reserves

+

Synergies

- Generates significantly greater cost reduction through synergies than Vulcan is likely to achieve on its own
 - \$200 –250M annual cost synergies vs. Vulcan’s unsubstantiated “hope plan” ¹

+

Positioned for Growth

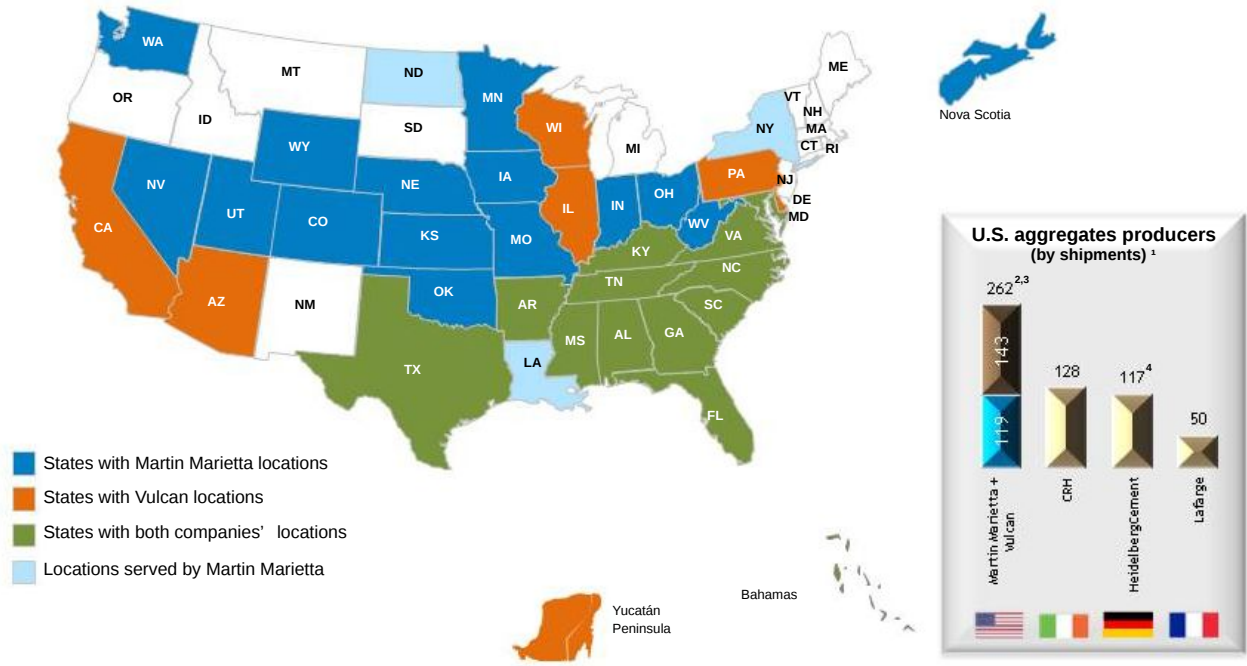
- Presents greater growth opportunities than either company on a standalone basis

Value Creation

- Creates significant value for both companies’ shareholders

Note 1: Please refer to note 2 on page 6.

Combined Company Will Have the Most Extensive Aggregates Footprint

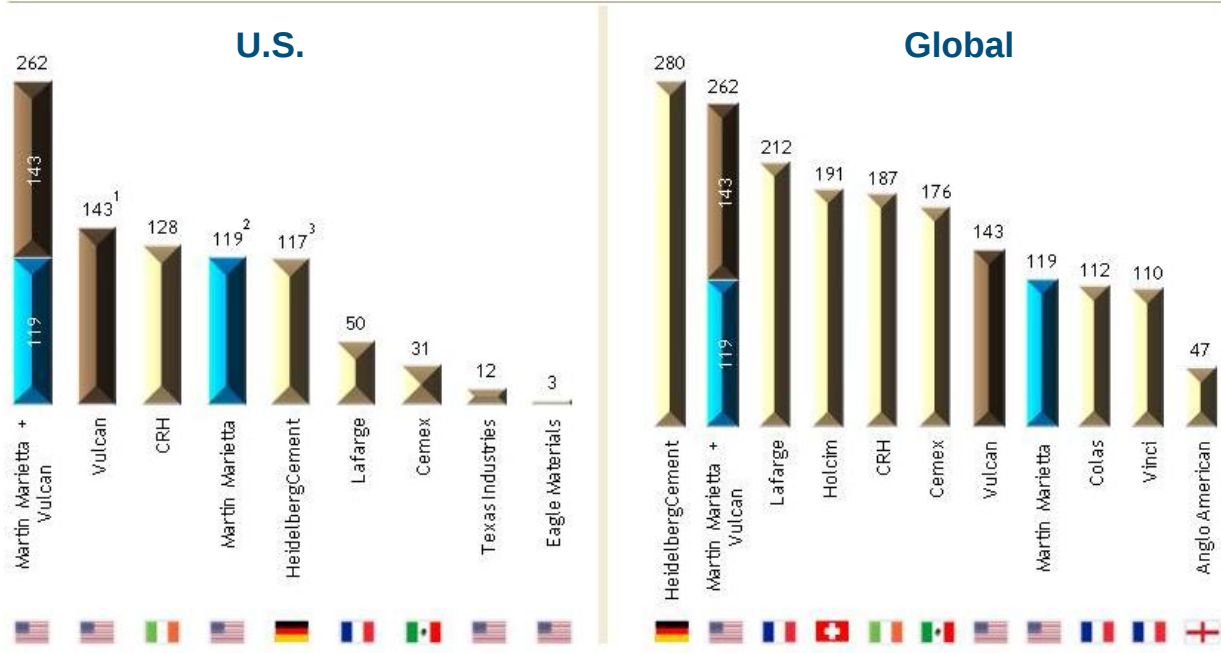


Combined company has extensive geographic coverage and diversity

Note 1: Fiscal year 2011 annual shipments measured in millions of short tons and based on publicly available information. Excludes divestitures.
 Note 2: Martin Marietta includes shipments from Nova Scotia and the Bahamas which are primarily used to service the U.S.
 Note 3: Vulcan includes shipments from the Yucatán Peninsula and the Bahamas.
 Note 4: Heidelberg reports North American aggregates volumes, which includes production sites in western Canada.
 Source: Company filings

Creates a "World-Class" U.S.-Based Aggregates Leader

Aggregates Shipments by Tonnage



Combination creates the "must own" U.S. heavy building materials stock

Note: Fiscal year 2011 annual shipments measured in millions of short tons and based on publicly available information. Excludes divestitures.
 Note 1: Vulcan includes shipments from the Yucatán Peninsula and the Bahamas.
 Note 2: Martin Marietta includes shipments from Nova Scotia and the Bahamas which are primarily used to service the U.S.
 Note 3: Heidelberg reports North American aggregates volumes, which includes production sites in Western Canada.
 Source: Company filings

Realization of \$200 - 250M in Annual Cost Synergies



Improved Purchasing Efficiencies from Greater Scale

- Goods and services
- Distribution network

Duplicative Operating Functions

- Realigned organizational structure
- Management, facility, sales force and production overhead integration

Duplicative SG&A Functions

- Management, facility, corporate overhead and information technology integration
- Public company costs

Realization and Cost to Achieve

- Synergies expected to be realized over two to three years
- One-time costs to achieve synergies expected to be equal to one times fully achieved annual synergies

Realization of cost synergies creates significant shareholder value

Note: Please refer to note 2 on page 6.

Significant Shareholder Value Creation

**Estimated
\$200 - \$250 million¹
in annual synergies¹**

Meaningful dividend

Balance sheet well-
positioned for
cyclical recovery
and growth



**Significant
shareholder
value creation**

**Efficiencies gained
from size and scale**

Continued focus on
operational
excellence

Stronger platform
for long term growth

Note 1: Please refer to note 2 on page 6.



Martin Marietta is Committed to Making This Combination a Reality

The Election of Martin Marietta's Independent Director Nominees is The Important Next Step for a Successful Transaction

- Martin Marietta has nominated 4 independent director candidates to the Vulcan Board who would replace the 4 incumbent Vulcan directors seeking re-election
- Election of Martin Marietta's independent nominees will bring a fresh perspective –including an open mind –to the Vulcan Boardroom on whether Vulcan should engage with Martin Marietta on its business combination
- In contrast, a vote for the incumbent Board members is a vote for the status quo, encouraging the current Vulcan Board to continue to ignore value creating opportunities for shareholders

This election provides a critical opportunity to the Vulcan shareholders to show support for a combination of the two companies

Qualified and Independent Board Nominees


- Martin Marietta has proposed qualified, independent Board nominees
- Each nominee has been carefully screened to ensure independence
 - No affiliation with Martin Marietta, Vulcan or any of their subsidiaries
- Board nominees have a broad set of skills and experience required to ensure the Board functions efficiently and provides appropriate oversight

Skills

- Corporate governance
- Securities and disclosure
- Executive compensation
- Finance and accounting
- Operations

Experience

- Current and former directors of public companies
- Financial and operating experience
- Major corporate M&A transaction experience



Vote the blue proxy card or blue voting instruction form today and communicate your support for the proposal to the Vulcan Board



Martin Marietta Materials



Appendix



Qualified Independent Board Nominees

Board Nominees	Selected Qualifications	Expertise
Philip R. Lochner, Jr.	<ul style="list-style-type: none"> - Senior VP and Chief Administrative Officer of Time Warner, Inc. (1991-1998) - Commissioner of the SEC (1990-1991) - Currently serves as director on four publicly traded U.S. corporations 	Corporate Governance Securities and Disclosure
Edward W. Money penny	<ul style="list-style-type: none"> - Senior VP of Finance and CFO of 7-ELEVEN, Inc. (2002-2006) - Executive VP of Finance and CFO of Covanta Energy Corporation (2001) - Previously CFO at two former Fortune 500 companies in the energy industry 	Finance and Accounting
Karen R. Osar	<ul style="list-style-type: none"> - Executive VP and CFO of Chemtura Corporation (2004-2007) - Senior VP and CFO of Westvaco Corporation and MeadWestvaco Corporation (1999-2003) - Previously Managing Director, investment banking, of JPMorgan Chase & Co. 	Executive Compensation Corporate Governance Finance and Accounting
V. James Sardo	<ul style="list-style-type: none"> - Chairman of the Board of Capstone Infrastructure Corp. - Significant prior experience as former director or trustee of multiple institutions - Interim CEO of Royal Group Technologies Limited (2005-2006) 	Corporate Governance Operations

Martin Marietta EBITDA & EBIT Reconciliation

(dollars in millions)	For the Quarter Ended			For the Year Ended December 31,				
	March 31,		LTM					
	2012	2011	3/31/2012	2011	2010	2009	2008	2007
Net earnings attributable to entity	\$ (36.7)	\$ (17.4)	\$ 63.1	\$ 82.4	\$ 97.0	\$ 85.5	\$ 176.3	\$ 262.7
Add back:								
Interest expense	13.5	18.2	53.9	58.6	68.5	73.5	74.3	60.9
Income tax expense for controlling interests	(10.0)	(6.4)	19.6	23.2	29.3	27.4	77.3	116.6
Depreciation, depletion and amortization expense	43.8	42.9	172.7	171.8	179.9	177.7	169.8	150.4
EBITDA	\$ 10.6	\$ 37.3	\$ 309.3	\$ 336.0	\$ 374.7	\$ 364.1	\$ 497.7	\$ 590.6
Adjusted for:								
Legal settlement	-	-	-	-	-	11.9	-	-
Reversal of excess legal reserve	-	-	-	-	(5.0)	-	-	-
Nonrecurring reduction in workforce charge	-	-	-	-	-	-	5.4	-
Charge for early retirement benefit	-	-	4.4	4.4	-	-	-	-
Loss (gain) on sales of assets	0.5	(3.0)	(2.0)	(5.5)	(4.5)	3.0	(12.8)	-
Transaction costs	25.9	1.0	43.5	18.6	1.2	2.2	3.6	-
Settlement expense for pension plan	-	-	0.4	0.4	3.5	-	2.8	0.7
Asset write-offs	-	-	-	-	-	-	3.3	-
Other nonoperating (income) expense	(1.8)	(0.2)	0.2	1.8	0.2	(1.1)	2.0	(7.3)
Pretax loss (gain) on discontinued operations	0.7	1.8	(7.3)	(6.2)	(0.3)	(0.5)	(10.1)	(3.7)
Income attributable to noncontrolling interests	(1.0)	(0.3)	0.5	1.2	1.7	2.8	3.7	0.9
Adjusted EBITDA	\$ 34.9	\$ 36.6	\$ 349.0	\$ 350.7	\$ 371.5	\$ 382.4	\$ 495.6	\$ 581.2
Less:								
Depreciation, depletion and amortization expense	43.8	42.9	172.7	171.8	179.9	177.7	169.8	150.4
Adjusted EBIT	\$ (8.9)	\$ (6.3)	\$ 176.3	\$ 178.9	\$ 191.6	\$ 204.7	\$ 325.8	\$ 430.8

Note: Adjusted Q1 2012 and LTM EBITDA is preliminary and amounts may change upon finalization of Martin Marietta's Q1 2012 earnings as reported on Form 10-Q.
Source: Company filings

Vulcan EBITDA & EBIT Reconciliation

(dollars in millions)	For the Quarter Ended			For the Year Ended December 31,						
	March 31,		LTM	2011	2010	2009	2008	2007	2006	2005
Net (loss) earnings	\$ (52.1)	\$ (54.7)	\$ (68.1)	\$ (70.8)	\$ (96.5)	\$ 30.3	\$ 0.9	\$ 450.9	\$ 470.2	\$ 470.2
Add back:										
Interest expense	52.3	42.3	227.2	217.2	180.7	173.0	169.7	41.6	20.1	20.5
Income tax (benefit) expense	(38.4)	(31.0)	(83.0)	(75.6)	(85.7)	(30.1)	70.1	197.2	216.7	164.1
Depreciation, depletion and amortization expense	85.2	90.6	356.3	361.7	382.1	394.6	389.1	271.5	226.4	222.9
Goodwill impairment	-	-	-	-	-	-	252.7	-	-	-
EBITDA	47.0	47.1	432.4	432.5	380.6	567.8	882.5	961.2	933.4	796.5
Adjusted for:										
Legal settlement	-	-	-	-	40.0	-	-	-	-	-
Recovery for legal settlement	-	(25.5)	(20.9)	(46.4)	-	-	-	-	-	-
Legal expense	-	-	-	-	3.0	-	-	-	-	-
Transaction expenses	10.1	-	10.1	(0.0)	-	-	-	-	-	-
Restructuring charges	-	-	15.2	15.2	-	-	-	-	-	-
Gain on sales of assets	(6.5)	(0.5)	(53.8)	(47.8)	(59.3)	(27.1)	(94.2)	(58.7)	(5.6)	(8.3)
Asset write-offs	-	-	-	-	9.2	8.5	10.5	-	-	-
Accretion expense for asset retirement obligations	-	(2.2)	(6.0)	(8.2)	(8.6)	(8.8)	(7.1)	(5.9)	(5.5)	(4.8)
Other nonoperating (income) expense	(3.1)	(1.4)	(1.7)	(0.0)	(3.1)	(5.3)	4.4	5.3	(28.5)	(24.4)
(Earnings) loss on discontinued operations, net of tax	(5.0)	(16.4)	(4.0)	(7.4)	(10.0)	(19.5)	4.1	19.3	16.6	(83.7)
Income attributable to noncontrolling interests	-	-	-	-	-	-	-	0.2	-	11.2
Adjusted EBITDA	\$ 42.4	\$ 1.2	\$ 379.2	\$ 337.9	\$ 351.8	\$ 515.6	\$ 800.1	\$ 921.5	\$ 910.4	\$ 686.6
Less:										
Depreciation, depletion and amortization expense	85.2	90.6	356.3	361.7	382.1	394.6	389.1	271.5	226.4	222.9
Adjusted EBIT	\$ (42.7)	\$ (89.4)	\$ 22.9	\$ (23.8)	\$ (30.3)	\$ 121.0	\$ 411.0	\$ 650.0	\$ 684.0	\$ 463.7
Plus:										
Florida Rock adjusted EBITDA ¹							221.1	395.2	319.0	
Adjusted pro forma EBITDA							\$ 1,142.6	\$ 1,305.6	\$ 1,005.6	

Note: Adjusted Q1 2012 and LTM EBITDA is preliminary and amounts may change upon finalization of Vulcan's Q1 2012 earnings as reported on Form 10-Q.
 Note 1: Florida Rock financials calendarized to December 31 year-end. 2007 period represents financials for the first 9 months of 2007.
 Source: Company filings

Florida Rock EBITDA Reconciliation

(dollars in millions)	For the 9 months ended Sept. 30,		
	2007	2006	2005
Net (loss) earnings	\$ 96.7	\$ 213.7	\$ 169.6
Add back:			
Interest expense (income)	(1.1)	(3.6)	(0.5)
Income tax (benefit) expense	52.2	119.2	104.7
Depreciation, depletion and amortization expense	63.7	76.9	65.5
EBITDA	211.5	406.2	339.2
Adjusted for:			
Recovery for legal expenses	-	-	(0.6)
Transaction expenses	10.1	-	-
Gain on sales of assets	0.0	(6.3)	(7.5)
Life insurance proceeds	-	-	(0.6)
Insurance settlement	-	-	(2.1)
Other nonoperating (income) expense	(0.6)	(4.6)	(9.5)
Adjusted EBITDA	\$ 221.1	\$ 395.2	\$ 319.0

Note: Florida Rock financials calendarized to December 31 year-end. 2007 period represents financials for the first 9 months of 2007.
Source: Company filings

Vulcan SG&A Reconciliation


(dollars in millions)

For the Year Ended December 31,

	<u>2011</u>	<u>2010</u>	<u>2009</u>	<u>2008</u>	<u>2007</u>
SG&A, as reported	\$ 290.0	\$ 327.5	\$ 321.6	\$ 342.6	\$ 289.6
R&D expense, as disclosed in notes to financials	1.1	1.6	1.5	1.5	1.6
Adjusted SG&A	<u>\$ 288.9</u>	<u>\$ 326.0</u>	<u>\$ 320.1</u>	<u>\$ 341.0</u>	<u>\$ 288.0</u>
Net Sales	<u>\$ 2,406.9</u>	<u>\$ 2,405.9</u>	<u>\$ 2,543.7</u>	<u>\$ 3,453.1</u>	<u>\$ 3,090.1</u>
Adjusted SG&A as Percentage of Net Sales	<u>12.0%</u>	<u>13.5%</u>	<u>12.6%</u>	<u>9.9%</u>	<u>9.3%</u>

Source: Company filings

Cautionary Note Regarding Forward-Looking Statements



This presentation may include "forward-looking statements." Statements that include words such as "anticipate," "expect," "should be," "believe," "will," and other words of similar meaning in connection with future events or future operating or financial performance are often used to identify forward-looking statements. All statements in this presentation, other than those relating to historical information or current conditions, are forward-looking statements. These forward-looking statements are subject to a number of risks and uncertainties, many of which are beyond Martin Marietta's control, which could cause actual results to differ materially from such statements. Risks and uncertainties relating to the proposed transaction with Vulcan include, but are not limited to: Vulcan's willingness to accept Martin Marietta's proposal and enter into a definitive transaction agreement reasonably satisfactory to the parties; Martin Marietta's ability to obtain shareholder, antitrust and other approvals on the proposed terms and schedule; uncertainty as to the actual premium that will be realized by Vulcan shareholders in connection with the proposed transaction; uncertainty of the expected financial performance of the combined company following completion of the proposed transaction; Martin Marietta's ability to achieve the cost-savings and synergies contemplated by the proposed transaction within the expected time frame; Martin Marietta's ability to promptly and effectively integrate the businesses of Vulcan and Martin Marietta; the combined company's ability to pay dividends in the amounts anticipated; a downgrade of the credit rating of Vulcan's indebtedness, which could give rise to an obligation to redeem Vulcan's existing indebtedness; the potential implications of alternative transaction structures with respect to Vulcan, Martin Marietta and/or the combined company, including potentially requiring an offer to repurchase certain of Martin Marietta's existing debt; the implications of the proposed transaction on certain of Martin Marietta's and Vulcan's employee benefit plans; and disruption from the proposed transaction making it more difficult to maintain relationships with customers, employees or suppliers. Additional risks and uncertainties include, but are not limited to: the performance of the United States economy; decline in aggregates pricing; the inability of the U.S. Congress to pass a successor federal highway bill; the discontinuance of the federal gasoline tax or other revenue related to infrastructure construction; the level and timing of federal and state transportation funding, including federal stimulus projects; the ability of states and/or other entities to finance approved projects either with tax revenues or alternative financing structures; levels of construction spending in the markets that Martin Marietta and Vulcan serve; a decline in the commercial component of the nonresidential construction market, notably office and retail space; a slowdown in residential construction recovery; unfavorable weather conditions, particularly Atlantic Ocean hurricane activity, the late start to spring or the early onset of winter and the impact of a drought or excessive rainfall in the markets served by Martin Marietta and Vulcan; the volatility of fuel costs, particularly diesel fuel, and the impact on the cost of other consumables, namely steel, explosives, tires and conveyor belts; continued increases in the cost of other repair and supply parts; transportation availability, notably barge availability on the Mississippi River system and the availability of railcars and locomotive power to move trains to supply Martin Marietta's and Vulcan's long haul distribution markets; increased transportation costs, including increases from higher passed-through energy and other costs to comply with tightening regulations as well as higher volumes of rail and water shipments; availability and cost of construction equipment in the United States; weakening in the steel industry markets served by Martin Marietta's dolomitic lime products; inflation and its effect on both production and interest costs; Martin Marietta's ability to successfully integrate acquisitions and business combinations quickly and in a cost-effective manner and achieve anticipated profitability to maintain compliance with Martin Marietta's leverage ratio debt covenants; changes in tax laws, the interpretation of such laws and/or administrative practices that would increase Martin Marietta's and/or Vulcan's tax rate; violation of Martin Marietta's debt covenant if price and/or volumes return to previous levels of instability; a potential downgrade in the rating of Martin Marietta's or Vulcan's indebtedness; downward pressure on Martin Marietta's or Vulcan's common stock price and its impact on goodwill impairment evaluations; the highly competitive nature of the construction materials industry; the impact of future regulatory or legislative actions; the outcome of pending legal proceedings; healthcare costs; the amount of long-term debt and interest expense; changes in interest rates; volatility in pension plan asset values which may require cash contributions to pension plans; the impact of environmental clean-up costs and liabilities relating to previously divested businesses; the ability to secure and permit aggregates reserves in strategically located areas; exposure to residential construction markets; and the impact on the combined company (after giving effect to the proposed transaction with Vulcan) of any of the foregoing risks, as well as other risk factors listed from time to time in Martin Marietta's and Vulcan's filings with the SEC.

The foregoing review of important factors should not be construed as exhaustive and should be read in conjunction with the other cautionary statements that are included elsewhere, including the Risk Factors section of the Registration Statement and our most recent report on Form 10-K, and any other documents of Martin Marietta and Vulcan filed with the SEC. Any forward-looking statements made in this presentation are qualified in their entirety by these cautionary statements, and there can be no assurance that the actual results or developments anticipated by us will be realized or, even if substantially realized, that they will have the expected consequences to, or effects on, us or our business or operations. Except to the extent required by applicable law, we undertake no obligation to update publicly or revise any forward-looking statement, whether as a result of new information, future developments or otherwise.

Important Additional Information

This presentation relates to the Exchange Offer by Martin Marietta to exchange each issued and outstanding share of common stock of Vulcan for 0.50 shares of Martin Marietta common stock. This presentation is for informational purposes only and does not constitute an offer to exchange, or a solicitation of an offer to exchange, shares of Vulcan common stock, nor is it a substitute for the Tender Offer Statement on Schedule TO or the preliminary prospectus/offer to exchange included in the Registration Statement on Form S-4 (the "Registration Statement") (including the letter of transmittal and related documents and as amended and supplemented from time to time, the "Exchange Offer Documents") initially filed by Martin Marietta on December 12, 2011 with the SEC. The Registration Statement has not yet become effective. The Exchange Offer will be made only through the Exchange Offer Documents. INVESTORS AND SECURITY HOLDERS ARE URGED TO READ THE EXCHANGE OFFER DOCUMENTS AND ALL OTHER RELEVANT DOCUMENTS THAT MARTIN MARIETTA HAS FILED OR MAY FILE WITH THE SEC WHEN THEY BECOME AVAILABLE BECAUSE THEY CONTAIN OR WILL CONTAIN IMPORTANT INFORMATION.

In connection with the solicitation of proxies for Vulcan's 2012 annual meeting of shareholders (the "Vulcan Meeting"), Martin Marietta filed a definitive proxy statement on April 25, 2012 (the "Vulcan Meeting Definitive Proxy Statement") with the SEC. The Vulcan Meeting Definitive Proxy Statement and accompanying proxy card will be mailed to the shareholders of Vulcan. Martin Marietta also intends to file a proxy statement on Schedule 14A and other relevant documents with the SEC in connection with its solicitation of proxies for a meeting of Martin Marietta shareholders (the "Martin Marietta Meeting") to approve, among other things, the issuance of shares of Martin Marietta common stock pursuant to the Exchange Offer (the "Martin Marietta Meeting Proxy Statement"). INVESTORS AND SECURITY HOLDERS ARE URGED TO READ THE VULCAN MEETING DEFINITIVE PROXY STATEMENT, THE MARTIN MARIETTA MEETING PROXY STATEMENT AND OTHER RELEVANT MATERIALS AS THEY BECOME AVAILABLE BECAUSE THEY WILL CONTAIN IMPORTANT INFORMATION.

All documents referred to above, if filed, will be available free of charge at the SEC's website (www.sec.gov) or by directing a request to Morrow & Co., LLC at (877) 757-5404 (banks and brokers may call (203) 658-9400).

Martin Marietta, its directors and executive officers and the individuals nominated by Martin Marietta for election to Vulcan's Board of Directors are participants in any solicitation of proxies from Vulcan shareholders for the Vulcan Meeting or any adjournment or postponement thereof. Martin Marietta, its directors and executive officers are participants in any solicitation of proxies from Martin Marietta shareholders for the Martin Marietta Meeting or any adjournment or postponement thereof. Information about the participants, including a description of their direct and indirect interests, by security holdings or otherwise, is available in the Registration Statement, the proxy statement for Martin Marietta's 2012 annual meeting of shareholders, filed with the SEC on April 18, 2012, and the Vulcan Meeting Definitive Proxy Statement, or will be available in the Martin Marietta Meeting Proxy Statement, as applicable.

Martin Marietta anticipates that some divestitures may be required in connection with the regulatory approval process. Certain information in this presentation reflects the combined operations of Martin Marietta and Vulcan, but does not reflect the impact of any divestitures that may be necessary.